



# By Hand & Eye

Sydney Woodturner's  
Guild Inc.

Editor - Bill Shean  
January 2008

## Woodturn 2008 – It's Coming

It's on again, the highly successful Woodturn 2002 and 2004 will be repeated this year.

October 11 & 12 at Meadowbank TAFE, with guest turners:

**Terry Baker:** Well known for his large and decorated pieces and his artistic approach to turning.

**Neil Scobie:** The Bucca Creek carving on turning who was a demonstrator in the 2002 Woodturn. A fabulous demonstrator.

**Louis Green:** A well known Victorian turner whose precision work with segmented turning is excellent. Our first female Woodturn demonstrator.

**Tim Skilton:** Also from the 2004 Woodturn. An interesting and skilful spindle turner.

The add for Woodturn is page 2 followed by the Competition entry form on page 3. That's right - a competition for us to show off our finest pieces.

The cost is \$100 per ticket and the event is limited to 140 attendees. Like previous events, the attendees will be split into 4 groups who will rotate through the 4 demonstrators each half day so that every attendee gets to see every demonstrator.

Ticket sales go on sale this coming month - see your rep, pay your money and he will issue a receipt. The first 140 that pay their money get a seat. First in first served, so do not leave it until the last minute.

## IMPORTANT DATES FOR 2008

**Bi-Monthly Guild Meeting**

**Sunday 24 February,**

**Western Region Clubhouse, Seven Hills**

**Sydney Working with Wood Show**

**13 to 15 June**

### March BH&E

Close off date for articles.

Monday 10 March

### Inside this issue:

Woodturn 2008	1, 2 & 3
President's Message	4
Editorial	4
BBQ at Bunnings	5
Hunter Hobbies Expo	6
Turn a Christmas Drop Ornament	7
Ernie's Quiz A Seoul Tree	8
Top Turn	9
A Country Woodturner	10
Just a Laugh	11
Blue Mountains Program	12
Affiliates News	13 to 22
2008 Calendar	23 & 24
Guild Contacts	25

**Editor:** I still need a 'shed story'. I've been running this add now for two editions. Is someone prepared to write a story on their shed. How you built it, how you designed it, or how it just grew. With a photograph or two. And some hints for the next shed builder. Volunteers will not be turned away.



# The SYDNEY WOODTURNERS GUILD Inc.



Proudly invites all interested persons to:



## WOODTURN 2008

**11th & 12th OCTOBER 2008**


Meadowbank T.A.F.E., See St., MEADOWBANK, NSW, AUSTRALIA

**Tickets: \$100.00**

**2 Demonstrations each,  
per day, for 2 full days**

Each Demonstration takes almost 4 hours  
Lunch, Morning & Afternoon Tea Supplied

Featuring the Talents of:-



Terry Baker in his workshop



Tim Skilton working  
serenously at Woodturn 2004

***Terry Baker, Lois Green, Neil Scobie & Tim Skilton***

**Raffle Tickets available for \$1 ea.**

You could win a Philips 81cm LCD TV, a DVD Recorder, a GPS Navigator or other great prizes

**Why not enter Open & Novice Woodturning Competition**

***Prizes range from \$300 for 1st Prize to \$100 for 3rd***

Woodturning Supplies available on Sunday

**Plenty of Giveaways**

***Lucky Door Prize***

Demonstrations begin at 9:00am each day

*Gates open 8:00am Saturday & 8:30am Sunday*

**For more details please contact Chris (02) 9600-7197 or 0404-222-726**

**email: [cdunn136@yahoo.com](mailto:cdunn136@yahoo.com)**

**THE SYDNEY WOODTURNERS GUILD Inc.****WOODTURN 2008****WOODTURNING COMPETITION****OPEN & NOVICE ENTRY FORM**

Office Use Only

**Rules**

- 1 Persons may enter up to 3 entries. A separate form is required for each entry.
- 2 Entry must not have been entered in any other competition, except any "IN HOUSE" competition.
- 3 Novice section is open to any individual who has never won any award in any competition.
- 4 All entry forms must be either emailed to Guild Secretary at: [cdunn136@yahoo.com](mailto:cdunn136@yahoo.com) or mailed to -  
Secretary SWG, 28 Hayman Ave., HINCHINBROOK NSW 2168 on or before 3rd October 2008
- 5 All entries must be at Meadowbank T.A.F.E. on or before 9am 11th October 2008. (T.A.F.E. open from 12:00pm 10/10/08)
- 6 Any entries, including those that are for sale, must stay in exhibition area until after competition prize giving. \*
- 7 The judges decision is final & no correspondence will be entered into, what so ever.
- 8 An individual may enter in both the Open & Novice Section with the same article.
- 9 Professional Woodturners may not enter the competition.

Prizes - \$300 1st, \$200 2nd & \$100 3rd. Novice winner receives \$300. No entry charge.

*The prize presentation will be held during lunch time on Sunday 12th October*

Please complete one form for each entry

Please tick the appropriate Box/Boxes

**Open Competition:**  Yes  No **Novice Competition:**  Yes  No

Name: \_\_\_\_\_

Contact Number: \_\_\_\_\_

Mobile: \_\_\_\_\_

Email: \_\_\_\_\_

Address: \_\_\_\_\_

City: \_\_\_\_\_ Post Code: \_\_\_\_\_

S.W.G. Member:  Yes  No Guild No. (If Applicable) \_\_\_\_\_

Please Tick Appropriate Box

**DESCRIPTION OF ENTRY**

Item: \_\_\_\_\_

Timber used: \_\_\_\_\_

Finish Used: \_\_\_\_\_

Other: \_\_\_\_\_

I hereby agree to abide by the rules as stated above

\_\_\_\_\_  
Signature

Further information can be sought by contacting Chris 02 9600-7197 or 0404-222-726

\* The Sydney Woodturners Guild Inc charges 10% of any sales



Happy New Year to everyone and I hope you all had a happy and safe holiday period.

We have a big year in front of us, which will require the good will and help of all if it is to be a successful year. Chris Dunn and Alex Bendelli have been working hard to organise Woodturn 2008. Demonstrators have been arranged, as have prizes for our guessing competition.

Arrangement are to be finalised soon for the Working With Wood Show and I would like to see more entries in the competition as our members certainly produce the quality of work to be prize winners.

This year is also the 25<sup>th</sup> Anniversary of the Guild and we need to know how you the members would like to recognise this milestone.

Don't forget each association need to develop their three year plan for the future so that the Guild can develop it's three year plan. If we don't have a plan for where we are heading how do we know how to get there?

Your Association Reps will soon have the details regarding the Working With Wood Show, Woodturn 2008, and books of tickets for you to sell for the guessing competition.

An important part of the Guild's communication system is the bi-monthly By Hand and Eye. Bill Shean has been doing a great job in this regard but has indicated that the July issue will be his last due to a long absence. The best way to hope Bill and his wife enjoy their holiday is for someone to volunteer to take over the role of editor. We need this as soon as possible to allow a smooth hand over. Failure for this to happen in the past has caused numerous problems for the Guild, so let us hear from a volunteer soon.

Happy turning  
**Barry Belford**

## Editorial – Bill Shean

Welcome to a New Year and one which I hope bodes well for the Guild, your own association and yourself.

I've been asking myself what I can do this year, woodturning wise, that will make it a significant year for me.

Do I turn more, or more often? Do I try different thing? New techniques? Or just re-affirm those I have but have perhaps gotten a little rusty on? New tools or equipment? Or just use the unused ones more often?

I know that I'm going to be doing more turning this year, because I have more time to do so. But I want to use that time better, not just fill it? After all, I have worked a lot of years to have that extra time.

My thought is that in fact I'm going to do fewer items (less actual turning), but try and branch into shapes and methods that I've either not tried, or failed to master. Forget about the \$20 piece of timber that I need to turn into a \$40 sale item for next

week's market, and instead think of 'how can I lift this piece above where I would have taken this before?'

I have carving chisels, they are getting rusty. The router needs some work if only I could find it. The paint box is filling up with dust and the tubes feel a bit hard. The dremel is showing signs of neglect.

And my work is showing signs of 'that same old thing'.

Does this sound familiar to you?

We have two competitions this year in Sydney. The first is the Sydney Working With Wood Show in June. The second is our own Woodturn 2008 in October. Let's make it our own personal goals to put at least one item, new and fresh, into each of those competitions. Try something new, practice it and get it right. And then enter a piece that uses those new skills.

Keep the chips flying!

Turn safely!

Try something new!



Macarthur Region is currently in love with BBQ's at Bunning's, where on our first outing we were able to increase our available funds by \$1132.00.

That dirty word, (profit), which I am not allowed to use, but we all know what it is, can be attained easily.

Whilst there is some preparation required, most of the work is done on the day. Plan on having seven people to be available for about six hours to service the public. This equates to roughly 40 to 42 hours total work time.

The margin of benefit should be \$1,000 to \$1,200 which amounts to about \$25 per person hour, dependant on the actual patronage of each Bunning's Store location.

There are, of course, a few rules.

Bunning's provide:

- The BBQ facility,
- Gas,
- Awning and tables,
- instructions on food handling hygiene,
- Suggestion on quantity required, AND, what can be sold and the expected price to be paid for the product.

This last item is not a problem, as a roll and sausage with onion costs less than \$1.00 and sells for \$2.50 giving a margin of 60% profit.

Cans of soft drink cost (bulk) about 50 cents and can be sold for \$1.50 giving a margin of 66 % profit.

By selective opportunity shopping, attractive purchase prices can be achieved, some suppliers may give a discount for fund raising for worthy causes.

Finally, Bunning's would appreciate a thank you letter from your group on completion of the exercise.

I am happy to meet with Guild affiliates, since I do not have a reliable landline or computer facility.

My mobile 'phone number is 0420 509540.

If you are desperate, please 'phone: Frank Hicks ,46 557295 or Bill Shean, 46 843146

Clive Hales

Macarthur Region.

## LADIES GROUP by Sandy May

An invitation is extended to ladies wishing to meet more women in woodturning through a day of friendship and sharing your talents in an informal atmosphere of a hands on day. All ladies attend their own clubs and are active participants within those clubs. Our ladies group meetings are held about 5 times a year.

- Our next Ladies day** 16th February 2008
- Cost** \$4.00
- What to bring** Tools, wood, lunch (tea, coffee and biscuits provided)
- Venue** Western Sydney's workshop  
Corner of Diane Drive and Northcott Road, Lalor Park

To register interest, or any queries, contact either

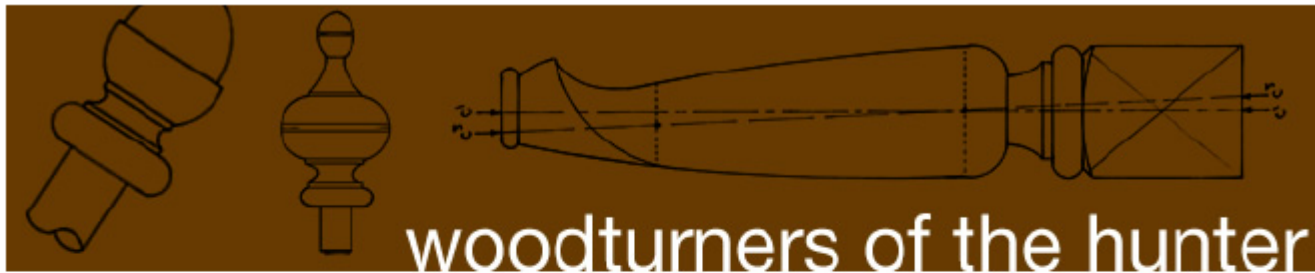
June McKimmie 99745042 Anna Dawes 96386995 Kaye Paton 47544849



This popular exhibition is fast approaching. Many of our members make the trek north each year for this show.

If you have not done so in the past, it is well worth the day's outing. I down loaded this page of their website. If you need any further information, look into their website or ring the number below.

Regards



## The Woodworking Hobbies Expo 2008

Two shows for the price of one will be the big bonus for this year's Expo 2008. The Woodturners of the Hunter have joined forces with the Craft & Quilt Fair to bring you a fantastic combination of Woodworking and Craft for 2008. There will be live demonstrations of woodworking and woodturning techniques, and you can talk with local experts on their work as well as seeing the latest tools from the major tool companies. There will also be a number of timber and wood suppliers so that you can purchase that "special" piece of timber for your next project.

Visit the Craft & Quilt Fair to buy supplies for papercraft, beading, crochet, embroidery and see the exclusive quilt show: Husqvarna Viking International Quilt Competition: Imagine That! plus the HSC Textstyle exhibition.

*It all combines into one great show at the Newcastle Entertainment Centre on February 29 - March 2, 2008.*

If you would like more details about participating in EXPO 2008 please contact  
Expo 2008 Director, John Reid  
P (02) 4971 2058

### Show details

Date: February 29 - March 2, 2008

Open 10am - 4:30pm daily

Venue: Newcastle Entertainment Centre, Brown Road, Broadmeadow




Size: 2.5 to 3cm wide block or diameter if using pre-turned cylinder. It can be larger, but then you need a very lightweight wood (or a very strong Christmas tree).

Length: 3 to 4 times the diameter, which should include 1 to 2 cm in the chuck and 1 cm for the room needed to part off.

Steps are as follows and match the photos reading left to right, top to bottom:

1. Attach the wood at the headstock with a three or four jaw chuck.
2. Bring up the tailstock for support. Note: the block does not need to be supported in the centre at the tailstock end. It can be off-centre in order to use up off-cuts or show off the grain or other feature of the wood.
3. Turn to a cylinder, with the maximum diameter at the intended 'bulge' in the ornament.
4. Using a gouge, refine a graceful catenary curve from the bulge to the tailstock end, getting down to a minimum diameter of 2-4 mm.
5. Retract the tailstock and complete refining the curve to a reasonably sharp point, using a skew chisel and supporting the point with your finger if necessary.
6. With the skew, from the bulge towards the tailstock, cut a hemisphere, leaving a spigot of at least 5mm.
7. Sand and polish.
8. Reduce the spigot to a 2-3mm 'bump; and then part off.
9. Hand sand and finish the 'bump' (I tend to use a drop of oil. Drill a 1mm hole in the bump and glue in a wire hook or eyelet. Attach a string or hook for ease of hanging on the Christmas tree.





### A Tree in Seoul

My wife and I went to the UK for Christmas with our daughter. To break the journey we went via Seoul. During a tour of the King's Palace in Seoul, I took these photos of a 300 year old Korean Juniper tree. It was so old that they use large steel pipes to support parts of the tree.

Bill Shean



### Vale Harold Kershaw

It is with great sadness that I would like to advise members of the Guild of the recent passing of Harold Kershaw. Harold was one of the first members of the Menai Region and was the Region's Treasurer for many years.

He was an active turner who focussed on delicate items such as lidded boxes and lace bobbins. He would usually bring something along to show and tell and delight in explaining how to make the item to newer members.

One of the great benefits he gave to many members (including myself) was in the tuition of how to grind tools. He would often spend most of the meeting showing people how to grind properly on the region's grinder and jigs. He obviously enjoyed passing on his knowledge and skills.

As a Treasurer, Harold was very accurate with accounting for the Region's money though his practice of keeping the money in a Vegemite jar rather than a bank was something that subsequent Treasurers have changed. He was once asked what he would do when the Vegemite jar was full and simply replied that he would use another Vegemite jar.

Harold will be missed by the Menai members and those from other Regions he had contact with. He is survived by his son Robert.

Bill Black

### JANUARY 2008 QUIZ - NUMBER 96

Answers on page 16

Ernie Newman

1. Mineral stain can create striking effects in wood. It is caused by metal coming in contact with wood or with the soil a tree grows in. Does mineral stain change the properties of wood?
2. Is it more risky to turn wood with splits in between-centre mode or in faceplate mode [where the grain runs across the lathe bed]?
3. Which sharpening process leaves the tool sharpest: grinding, honing or stropping?
4. Sometimes the lid of a wooden box is finish turned while friction fitted to the base and can be too tight to remove after turning. The box may be microwave to loosen the fit of the lid. What safety hazard does this pose?
5. Have woodturners ever received government protection from competition?





Ed:

The following letter was sent to blue Mountains Woodturners following their contribution to the HIPPY group of some spinning tops. Apparently they were so well received they asked for some more. A similar mention was made in the latest edition of the Australian Woodworker. Anyone interested should make contact, number below.

10<sup>th</sup> December 2007

Help make our HIPPY children HAPPY!

HIPPY is a home-based parenting and early childhood enrichment program targeting the most disadvantaged families in our community. The HIPPY approach develops the foundations for school success in the home during the crucial early years, plus offers for some parents, a supported pathway to employment and local level community leadership.

We recently received a donation of some wooden spinning tops from the Blue Mountains Woodturners Club and the activity was such a hit in our Moonee Valley site that we are on the look out for some more wooden tops to service further sites nationally. The children that are apart of our program are from many different communities and cultural groups including Indigenous, Sudanese, Somali, Vietnamese and Ethiopian communities.

You can not put a price on the sort of joy that these little toys bring to children, and the most valuable thing is a child's life is happiness. The activity of painting the tops not only put a smile on the face of the child but also of the mothers as they began to discuss the tops they had used as children. One Somali woman recounted how she used to use a stick through an old shoe to create a top. It is surprising how many memories and stories come from this toy and also the vast amount of countries that use spinning tops, in their many various formats, as a way to have fun and play.

We loved the tops so much that we would be over joyed if your Woodturners Club could also produce and donate some tops to help us cover further HIPPY sites nationally. This would mean that the painting of the tops could become a regular activity in our family group program, which encourages parents to engage with their children through play and creativity.

We acknowledge the time and effort that is required to create the wooden tops, so would appreciate any contribution that you could make.

It is suggested that the following things be kept in mind to make the task a little easier:

- ★ Stem diameter 4-5 mm
- ★ Top diameter 35-40mm
- ★ Wood can be any cheap, lightweight wood - untreated radiata pine is good
- ★ The tops don't need to be sanded as the kids will paint them

Thank you for taking the time to read this letter and for understanding and encouraging the importance creativity plays in the happiness and education of children. We look forward to hearing from you.

Yours truly,

Naomi Crew  
HIPPY Australia Administration



Home Interaction Program for  
Parents & Youngsters

67 Brunswick Street  
Fitzroy VIC 3065  
ph: 03 9483 2446  
fax: 03 9417 2691  
email: ncrew@bsl.org.au  
web: www.hippyaustralia.org.au



Brotherhood  
of St Laurence



AXA Hearts in Action



It is, of course, obviously true that “The perversity of the Universe tends towards a maximum”.

This aphorism has been observed by other cultures, societies and various groups of people throughout history, and has been enshrined in their own sayings. For example, Murphy’s Law: “ If something can go wrong, it will” is widely known and acknowledged for it’s simplicity, veracity and general applicability.

Other, lesser known examples include:

A War Adage: “Friendly fire, isn’t”, and in a similar vein, “The only way to win a War Game is not to play.”

Soldier’s Rule: “Military Intelligence is an oxymoron”, and Bush’s derivative: “Goddammit, if I want to invade, I will.”

Cop’s Dictum: “Bullet Proof vests, aren’t”.

Corporate Decree: “To err is human, to forgive is not company policy” and “When management talks about productivity increases, they are not talking about themselves.”

Student Maxim: “It never makes sense until after the test.”

Gardener’s Lament: “There is always at least one more snail”, and “If you plant out your seedlings, the snails will find them... on the first wet night.”

And, of course, those which are completely familiar to us, the various Woodworker Laws:

“A recently sharpened tool will always fall point down”

“A tool that cannot roll, will... away from you”

“The most catastrophic dig-in will happen on your final pass”

“Measure, re-measure and measure again – and you’ll

get it wrong all three times”

“The more difficult a project, the less likely it will be appreciated by your children”

“The likelihood of a project getting stuffed up is directly proportional to how soon you need it as a gift.”

But as with any situation, we should also consider the assumptions that lead to the belief that the Law is obvious. Because, as can be seen in many examples, both above and elsewhere, the basic precursive assumption of any Law, once carefully considered can, in itself, refute that Law.

As in this case.

The maximum perversity of the Universe is only a truism if we assume that our own interests are the centre of the Universe.

The truth of the matter is this: The real perversity of the Universe is that it does not care.

But, oh Lord, we do.

**Ken Sullivan** fills many roles in the Guild.

Member of Southern Highlands, membership secretary of the Guild and a regular contributor to BH&E under the guise of ‘A Country Woodturner’.

In October, Ken was the recipient of the Southern Highland’s John Page Award. This is awarded to the member who most consistentl throughout the year, attempts new areas of our craft and stretches his ability.

Shown is the photograph taken at his presentation.





### Old Alphabet

A is for apple, and B is for boat,  
That used to be right, but now it won't float!  
Age before beauty is what we once said,  
But let's be a bit more realistic instead.

### New Alphabet

A's for arthritis;  
B's the bad back,  
C's for the chest pains, perhaps car-d-iac?  
D is for dental decay and decline,  
E is for eyesight, can't read that top line!  
F is for fissures and fluid retention,  
G is for gas which I'd rather not mention.  
H is high blood pressure--I'd rather it low;  
I is for incisions with scars I can show.  
J is for joints, out of socket, won't mend,  
K is for knees that crack when they bend.  
L is libido, what happened to sex?  
M is for memory, I forget what comes next.  
N is neuralgia, in nerves way down low;  
O is for osteo, the bones that don't grow!  
P is prescriptions, I have quite a few,  
just give me a pill and I'll be good as new!  
Q is for queasy, is it fatal or flu?  
R is for reflux, one meal turns to two.  
S is for sleeplessness, counting my fears,  
T for tinnitus; there are bells in my ears!  
U is for urinary; big troubles with flow;  
V is for vertigo, that's "dizzy," you know.  
W is for worry, NOW what's going around?  
X is for X ray, and what might be found.  
Y is another year I'm left here behind,  
Z is for zest I still have-- in my mind!

**I've survived all the symptoms, my body's  
deployed,  
And I'm keeping twenty-six doctors fully  
employed!!!**

### Maintenance Check

*Submitted by Rohan McCardell*

After every flight, Qantas pilots fill out a form called a gripe sheet, which conveys to the mechanics problems encountered with the aircraft during the flight that need repair or correction. The engineers read and correct the problem, and then respond in writing on the lower half of the form what remedial action was taken, and the pilot reviews the gripe sheets before the next flight.

Never let it be said that ground crews and engineers lack a sense of humour. Here are some actual logged maintenance complaints and problems as submitted by Qantas pilots and the solution recorded by maintenance engineers. By the way, Qantas is the only major airline that has never had an accident.

(P = The problem logged by the pilot)

(S = The solution and action taken by the engineers)

P: Left inside main tyre almost needs replacement.

S: Almost replaced left inside main tire.

P: Test flight OK, except auto-land very rough.

S: Auto-land not installed on this aircraft.

P: Something loose in cockpit.

S: Something tightened in cockpit.

P: Autopilot in altitude-hold mode produces a 200 feet per minute descent.

S: Cannot reproduce problem on ground.

P: Evidence of leak on right main landing gear.

S: Evidence removed.

P: DME volume unbelievably loud.

S: DME volume set to more believable level.

P: Friction locks cause throttle levers to stick.

S: That's what they're there for.

P: IFF inoperative.

S: IFF always inoperative in OFF mode.

P: Suspected crack in windshield.

S: Suspect you're right.

P: Number 3 engine missing.

S: Engine found on right wing after brief search.

P: Aircraft handles funny.

S: Aircraft warned to straighten up, fly right, and be serious.

P: Target radar hums.

S: Reprogrammed target radar with lyrics.

P: Mouse in cockpit.

S: Cat installed.

P: Noise coming from under instrument panel. Sounds like a midget pounding on something with a hammer.

S: Took hammer away from midget.



For those who might be interested, the Blue Mountains Woodturners offer a varying program across the year. You might find a topic which interests you or a group. They welcome visitors, I can personally attest to that, and have an interesting group of members.

Meeting details are:

Location: Unit 5, 118-120 Somers Road, Lawson  
 Date: 1st Saturday every month, 10.00am to 3.00pm/  
 Contact: President, Rhys Jones, 0407 395 295



# urning Chatter



*Newsletter of the Blue Mountains Woodturners Inc.  
 P.O. Box 223 Springwood NSW 2777*

*Edition 93*

*January 2008*

## **What's on for 2008**

**Here's the agenda for this year, giving you lots of time to plan your year ahead**

- |                      |   |
|----------------------|---|
| <b>January 5th</b>   | Metal Bending & Long Hole Boring—Darrell Smith  |
| <b>January 26th</b>  | Australia Day—Glenbrook Club Display—Coordinator Rhys Jones 47 395 295  |
| <b>February 2nd</b>  | Alternate Hobbies—Bring along samples of those things you do other than woodturning   |
| <b>March 1st</b>     | Design Day—come along and see how to add that extra design to your woodwork and how to use the tools needed for that design work.         |
| <b>April 5th</b>     | Wood Slabbing—Darrell Smith & Rhys Jones / Chainsaw Maintenance Leon Carter   |
| <b>May 3rd</b>       | Guest Turner—Ed Green from Victoria (Ed, and his wife Lois, attended our Challenge Day in 2007 where Lois was a guest demonstrator)       |
| <b>June 7th</b>      | Guest Demonstrator—One of our talented lady turners will provide the demonstration  |
| <b>July 5th</b>      | Toys—an In-House Toy making day in preparation for our Christmas Toy Drive. Bring along some new ideas on toy design for everyone to try. |
| <b>August 2nd</b>    | Ernie Newman Senior—Mathematics and woodturning—One of the most entertaining days on the calendar   |
| <b>September 6th</b> | More Toys   |
| <b>October 4th</b>   | Woodworking equipment—Darrell Smith and John Allen  |
| <b>November 1st</b>  | Ladies Group—After the response from the members following their demo in 2007 we had to get them back again.                              |
| <b>December 6th</b>  | Party Time  |

*The topics may change if necessary*



**Bankstown Region  
Woodturners Inc.**

Our December meeting was again well attended, maybe because we expected the owner of Addictive Pens at Greystanes to attend and demonstrate (and sell) his pen kits. Unluckily, he had some last minute family commitments, and could not attend, but will be at our meeting on 02/02/08, and once again, anyone from any other group is welcome to attend. This welcome applies equally to all of our meetings: on the first Saturday and second Tuesday each month. See elsewhere in the newsletter for times and the address.



The meeting on Saturday 01/12/07, although without our scheduled demonstrator was well attended with about 28 present, and once again, a hands on day by default. Our lathes are always given a good workout, and the maintenance on them is kept up to scratch by that core group of keen members which exist in every group. No names mentioned, as someone is sure to be left out, but you know who you are, and the thanks of the Bankstown



members go to you.

The group's Christmas party on Tuesday evening 11/12/07 was well attended by 22 members



and partners, and a good time was once again had by all. Special thanks to Geoff Bensley for his efforts in the catering field, and I am also told that Geoff even cooked for the mob on the night.



The meeting on Saturday 05/01/08 was well attended, and instead of the 8 or 9 we expected due to the holidays, there were 22 or so present on the day. Jose' and Lisardo once again brought along their magnificent urns, and both were very forth coming with any information sought on their methods and techniques in producing these wonderful



pieces.

It was also good to be able to welcome Bruno and Roy back to the meeting on 05/01/08 after both have spent some time in hospital



recently.

Members at both meetings were able (and keen) to do their own thing and so the eight lathes ran continuously throughout both days. We have a group of our more experienced members on hand who are more than willing to help or show the newer members "how to, and why".






## Western Sydney Woodturners Inc.

Maxiday 18<sup>th</sup> November — Ken Copper Demo

You'd have to call Ken an enthusiast and expert on the use of the router who acknowledges the influence of Patrick Speilman's book "The New Router Handbook".



Ken set up his demonstration with his home-made router table with two machines installed and another half dozen at the ready. He favours the original Triton plunge router for its variable speed, superior mechanism for raising and lowering the bit and the facility of being able to change the bit from above the table. Others he uses are models like the Makita and a small one designated a Laminex Trimmer.



Ken demonstrated how to set the depth stops then showed us the different kinds of bits with profiles which produce a stepped roundovers. These bits have a bearing designed to run along a template when used.

He showed us bits with positive rakes, others with negative rakes, and cutters for use with a dovetailing jig for making those fancy box drawers.

Ken's router table design enables him to choose a fence to suit each particular job. He has made a selection of different sized fences each with provision for the vacuum hose. He emphasised the importance of safety when using the router and of being conscious of the direction of rotation of the cutter and that the job should be fed in the opposite direction to that rotation.



When mounted in the table, the bit rotates anti-clockwise when view from above but when the router is used freehand the direction of rotation is clockwise.

Jigs make many jobs so much easier. Ken showed how to make and use jigs for cutting out the edge of doors for mounting the hinges. He used a spiral inlay cutter set from Carba-Tec to use with a template.

He used it to produce an inlay. With the collar attached, Ken routed around the template placed over the background timber then removed the waste inside the shape. Then he removed the collar and used the same template to route the piece from the other timber, after sticking it to the bench with double-sided tape to prevent it wandering. Thanks to a well de-





# Wood – eze

## WOODTURNING SUPPLIES



### EQUIPMENT

Lathes — Jet / Teknatool  
 Chucks & Tools  
 Arbortech Carving Equipment  
 P & N Chisels  
 Band saws  
 Scroll Saws  
 Dust Extractors  
 Heli Grind System

### ACCESSORIES

Pen Parts – All Varieties  
 Wood and Acrylic Blanks  
 Quartz Clocks, Clock Fitups  
 Salt & Pepper Mills  
 Tiles 6" and 3 1/2"  
 Pot Pourri Lids  
 Perpetual Calendars  
 Letter Openers  
 Perfume Atomisers  
 Key Rings  
 Wine Corks  
 Bottle Openers

### AT THE LATHE

PAINTED BY YVONNE FERGUSON

**MAIL ORDER FACILITY**  
**CREDIT CARDS ACCEPTED**

**LEIGH & YVONNE FERGUSON**  
**130 THE PROMENADE**  
**SANS SOUCI**  
**NSW 2219**

[www.wood-eze.com.au](http://www.wood-eze.com.au)

e-mail: [wood-eze@optusnet.com.au](mailto:wood-eze@optusnet.com.au)

### ABRASIVES AND WAX

Sia Cloth Backed Sandpaper  
 Velcro Sanding Disks  
 Hook & Loop Pads and Discs  
 Shellawax  
 EEE Wax

**02 9593 4692**  
**0412 901 991**



signed template and the use of the inlay kit, the inlay fitted perfectly

Ken' has a jig designed to position grooves to be routed for such applications as letting in cabinet shelves is adaptable to any shelf thickness and uses any router cutter that same size or less. The system depends on having a packer or spacer the same width as the cutter. The first cut is done with the packer in place. Then take the packer out and replace it with a narrow piece of timber the same thickness as your shelf material and run the router through again. The trench will magically be the correct width.

Ken is no slouch at woodturning either. His contributions to Show & Tell were of a high standard. Of particular interest was a non-inverting salt seller and a metre long "Trembleur" which would demand exceptionally steady eye & hand coordination with plenty of good string steadies.



**FOR SALE**  
**WOODTURNING MACHINE**  
**Woodmaster "Multi Tools"**  
 Made in Harbor City, California  
 Many attachments  
 Phone Warren 0432173510  
 Free local delivery (Campbelltown)  
**\$850 O.N.O.**

### JANUARY 2008 QUIZ ANSWERS

1. Mineral stain doesn't change the properties of wood according to botanists and woodturners, Dick Turner from the Blue Mountains and Andi Wolfe from the USA
2. It is more risky to turn wood with splits in the faceplate mode [where the grain runs across the lathe bed] than in between centre mode. This is because a dig-in on faceplate work can easily split the work into two pieces that can fly off the lathe. A dig-in on between-centre work with splits is less likely to lead to a large piece flying off.
3. Grinding leaves the tool cutting edge with a ragged edge which honing reduces so the tool is sharper. Stropping reduces the ragged edge even more and therefore sharpens the edge to an even greater degree. This picture can be a little misleading if fine grinding system such as a Japanese water grinding wheel is used. These wheels often have a really fine grit and can produce a sharp edge equivalent to a honed edge.
4. One risk arising from micro-waving a turning is that it may overheat and start to burn. Sometimes the outside starts to cool but the inside of the wood remains really hot so it is wise to place the overheated wood away from flammable material or to immerse it in water.
5. Woodturners have received government protection in many countries. The earliest example that comes to mind is in 14th century Venice where turned items from outside the city were heavily taxed. A little later London turners received similar protection but were taxed for the privilege. There is no such thing as a free lunch.





A Selection from Show & Tell 18<sup>th</sup> November

Peter Bland Bowl Jacaranda & Rosewood	George Wells Screwtop Jar Jacaranda; Estapol	Syd Churchward 3 bowls Camphor Laurel; Shellac	Manny Farrugia Segmented Bowl Pine, Jarrah; Estapol
Don Nixon Mixed Bowls NG Rosewood, Camphor	Peter Bland Necklace Stand Camphor Laurel	John Malysiak Segmented Vase NG Rosewood, Pine, Blackwood; EEE and wax	Alan Starkey Beaded Bowl Silky Oak Clear Acrylic
Friction Polish	Friction Polish		
Erich Aldinger Mystery Bowl; She-oak Challenge: How was it made?	Ken Cooper Awl; Ferrule brass plumbing Fitting; Steel from McJing	Neil Guthrie Lidded Box Spalted Jacaranda	Ken Cooper Trembleur Ramin
Bob Hodge (Santa) Rustic Bowl Eucalypt Burl; 7008; Danish Oil	Erich Aldinger Winged Bowl Tiger Nyrtle	Neil Guthrie Bowl Spalted Jacaranda	Ken Rock (Rocky) Segmented Lighthouse Various timbers





# IN THE SHOP

## WOODTURNING JACKETS

\$40.00 POST \$5.00

Bottle Green, short sleeved with Velcro neck closure. Keep the shavings where they belong.

## GUILD CAPS

\$10.00 POST \$2.50

Wear backwards – become a turner with attitude

## CLOTH BADGES AND ENAMEL BADGES

\$3.50

Order From: Treasurer, Fred Warr, 4 Wittenoon Place, YARRAWARRAH, 2233

### Southern Highlands Woodies Inc.

#### October Meeting

This was a busy meeting. We had 16 members and 6 visitors who saw the following:

- John Page Award
- Our AGM
- The Ornamental Turners display their equipment and expertise.

#### Firstly, the AGM.

We had an absolutely boring election as no one other than the existing office holders standing for re-election.

So, your Committee for 2007/2008 are:

- |                  |               |
|------------------|---------------|
| • President      | John Powell   |
| • Vice President | Peter Herbert |
| • Secretary      | John Harris   |
| • Treasurer      | Ian Pye       |
| • Representative | John Crisp    |
| • Public Officer | Bill Shean    |

The elections were conducted by Alf Jordan, visitor from the Ornamental Turners and long time Guild member. John Powell read his President's Report and took us through the year. When looking back on it, we have had a busy year in many ways.

#### Secondly, the John Page Award.

This year the Award was made to Ken Sullivan. See the attached photo.

The John Page Award is presented to the member who has throughout the year tried some 'new things' and moved out of their comfort zone. At each Committee meeting, every Committee Member has a vote as to the person showing at Show and Tell from the previous month and whether that work has been a stretch for the member. At year



end, the votes are tallied and the most votes is the winner.

Ken Sullivan was a fitting recipient and well deserving of this year's award. Congratulations Ken!!!!

#### Thirdly, the Ornamental Turners

We had the pleasure of a number of guys from the Ornamental Truners. Alf Jordan, David Laird, Darrell Smith and Peter Whitehorne.

They bought with them their various machines. Darrell bought his indexing system. David and Peter bought their Rose Engine lathes and Al bough a whole array of ornamental work.



They spoke about ornamental work how it is done, the various bits and pieces that go with ornamental work and also showed us a few techniques. A thoroughly enjoyable day.



Some photos follow.

I've put a CD in the library with all the photos that I took of their work and the machines. There is a lot of detail in the machinery photos,

including the cutters they use and the cutter holders.



David Laird gave us the plans to make a Rose Engine lathe. Perhaps we should be making one for us.

**Hare & Forbes Open Day**

Peter Herbert, myself and John Crisp went to the Hare & Forbes Open Day . Pete and I spent very little. Bur Crispy managed to talk Joyce into letting him buy a new metal lathe. He ended up buying one bigger than he intended.



Next Friday he is hosting a 'help me move the lathe' luncheon following the Friday workshop.

**November Friday Mini-Day**

I took the following photos at a recent Friday Mini-Day. It was a busy day with all bar one lathe in operation. Which is proving to be a typical Friday. Plenty of turning, plenty of shavings going and lots of help and assistance where needed.



**Wednesday**



**Workshops**

We now open the Hall on Wednesdays as long as we have enough members attending. Open at 9.30 and close around 12.00. Let Peter Herbert know if you want to attend.

**Excellence Award**

The Committee has decided to introduce an Award for Excellence. It will be awarded to the piece presented to Show and Tell, at any time during the year, which demonstrates the highest degree of excellence.

At each Committee Meeting, the Committee will select from the previous month's Show and Tell any pieces that meet the criteria. Those pieces will then be put on display in June /July for club members to vote upon. More details later .

**October Selections:**

John Harris:

Carved bowl in camphor laurel.

Bill Shean:

Indexed platter in WA Jarrah and gold paint.



Ian Pye: Lamp in Red Cedar and bowl in Cypress



Paul Crossman: Clocks. PNG Rosewood with cedar buttons. Cedar and ceramic face.



Peter Herbert: Off-centre bowl in pepper-



Fred s : Huon pine box



John Harris: Bowl in PNG Rosewood.



John Powell: Vase in Huon Pine & Pot Pourri bowl in PNG Rosewood



Bill Shean: Square platter in WA Jarrah Burl



Bill Shean: Left: WA Burl platter



Centre: Patterned Myrtle Square platter



Right: Pyrographed trivet, kauri pine



Bill Shean: Left: Box in Mahogany



Centre: Pyrographed Hoop Pine Rectangular bowl



Right: Box in Osage Orange



**December Meeting**

A good roll-up with around 28 members plus some of the partners of our members. As usual our cooks were hard at it, and to thank them for their efforts, here are there photos to prove that they work on the day.



This was our Christmas meeting and to get into the theme of the season, Ken Sullivan gave a demonstration on turning little teardrops to use as Christmas tree ornaments. His little story board on how to do



them is shown earlier in the publication.

As we have done in past years, at the December meeting we bring along as many of the items that have been shown in Show and Tell the rest of the year as still remains in our possession. We know that a lot of what we present seems to flow out of the house as presents for various family and other persons as our other halves can think of, so not a lot may be left at year end.

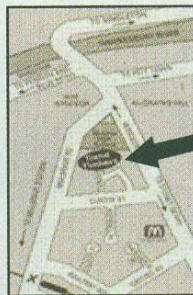
The following photographs give some idea of the range of work presented.



**TREND TIMBERS PTY LTD**  
 SPECIALISTS IN FINE WOODS  
 Established 1969A third generation timber family



**OVER 100 Species of Timber for**  
 Wood Turning, Carving, Furniture,  
 Joinery, Box Making, Boat Building &  
 Cabinet Making  
 Shellwax  
 Rustins Finishes  
 Welbond Glue  
 Bote Cote Epoxy  
 Marine Plywood  
 Organoil Finishes



Teknatool Lathes, Chucks & Accessories  
 Range of Wood Turning Books  
 Project Parts  
 Wood Turning Blanks  
 Power Sanding Kits  
 Cloth Back Sandpaper  
 Grinders  
 Slip Stones  
 Wood Turning Jackets



**NOVA 1624-44 Wood Lathe**  
 Portable & Compact, this new Nova 1624 has the ability to last a turner a lifetime!! With a swivel head, reversible motor and a better speed range, 8 speeds—178rpm to 3000rpm, this lathe is perfect for any level of turner. The Nova 1624 has more power, lower speeds and the capacity to handle bowls up to 29". This is the only lathe you will ever need to own. Standard Equipment: Cast Iron and box section metal stand, 1.5 horse power motor, 2mt spur drive, 2mt live centre & a 80mm face plate.



**TREND TIMBERS PTY LTD**

Lot 1 Cunneen St.  
 Mulgrave/McGraths Hill NSW 2756  
 TELEPHONE: 02 4577 5277 FAX: 02 4577 6846  
 Email: sales@trendtimbers.com.au

[www.trendtimbers.com.au](http://www.trendtimbers.com.au)

**Opening Hours**  
**ALL WELCOME!!**  
 Mon-Fri 8am-4pm  
 Sat 8am-11.30pm  
**Closed**  
 Public Holiday &  
 Long Weekends



Contributors to Show and Tell were:

Ian Pye:

Red Cedar Lamp and a segmented lamp as well as bowls from assorted timbers.

Fred Schaffarczyk:

2 table lamps, a bowl where his comment was 'I didn't like the centre of that bowl so I cut it out and glued it up again as a different bowl', a large blackwood bowl as well as the great bowl he entered in the WWW show and knowing Fred there were other things there that my scribe missed

Ken ( the dark horse) Sullivan:

A chess set and some new Christmas decorations and a bobbin winder for spinning some other experimental chess pieces eggs and egg cups in different sizes.

Don Akrigg:

Plenty of wooden toys too numerous to count as well as some keepers in the form of a steam roller and an early model car (probably a model of Dons first one he owned as a lad) an 18<sup>th</sup> century replica of a cannon

John ( I finally did some wood tuning) Crisp:

A cheese board with a Major Mitchell Cockatoo tile in the centre complete with cheese knife.

Lots and lots of pens this year from many turners I suspect

Max Donato:

Brought along his juniper deep hollowed vase as well as a rose wood ? Lidded box with turned pieces at 45 degrees to make the sides

Peter Herbert:

Brought along some burls that he had lying around as well as the multi centre turned rose wood bowl and some more jet engine clocks.

Peter Brett:

Had a few unusual things like double decker emerging bowls from cedar and some other bowls from various timbers

Bill Shean:

Sent a truck load of stuff to much for the scribe to list perhaps you could contact him for further details ?

John Harris:

Had a cypress bowl come serving tray, black wood trumpet style bowl , English plane tree trumpet style bowl blackwood pot pourri bowl and that fluted camphour bowl which had many admirers and some people asking if it needed a good home to go to?





**Guild Meetings**  
Guides Hall, Waldron Rd,  
Chester Hill

**Bankstown Region  
Woodturners Inc.**  
Guides Hall, Waldron Rd,  
Chester Hill

**Eastern Region Woodturners  
Inc.**  
Unit 6, 14 Anderson St,  
Banksmeadow

Guild Meetings			Bankstown Region			Eastern Region Woodturners Inc.	
Committee	General		Saturday	Tuesday		Sunday	
Jan	28	-	Jan	5	8	Jan	-
Feb	25	24	Feb	2	12	Feb	2
Mar	31	-	Mar	1	11	Mar	2
Apr	28	19	Apr	5	8	Apr	6
May	26	-	May	3	13	May	4
Jun	30		Jun	7	10	Jun	1
Jul	28	-	Jul	5	8	Jul	6
Aug	25	23	Aug	2	12	Aug	3
Sep	29	-	Sep	6	9	Sep	4
Oct	27	27 AGM	Oct	4	14	Oct	5
Nov	24	2	Nov	1	11	Nov	2
Dec	TBA	-	Dec	6	9	Dec	7

All Meetings: 1830-Finish

Saturdays: 0800-1600

Sundays: 1000-1530

Tuesday: 1800-2100

Convenor: Joe Brueck 9356-3577

Convenor: Kevin Santwyk 9644-8366

**Hornsby District Woodturners Inc.**  
1 Shoplands Rd, Annangrove

**Menai Region  
Woodturners Inc.**  
Menai High School, Gerald Rd,  
Illawong

**Southern Highlands Woodies Inc.**  
Harbison Care Village, Moss Vale Road,  
Burradoo

Hornsby District Woodturners Inc.		Menai Region Woodturners Inc.		Southern Highlands Woodies Inc.		
Maxi-Days				Sat	Wed	Fri
Jan	-	Jan		Jan	26	9,16,23,30
Feb	9	Feb		Feb	23	6,13,20,27
Mar	8	Mar		Mar	22	5,12,19,26
Apr	12	Apr		Apr	26	2,9,16,23,30
May	10	May		May	24	7,14,21,28
Jun	7	Jun		Jun	28	4,11,18,25
Jul	12	Jul		Jul	26	2,9,16,23,30
Aug	9	Aug		Aug	23	6,13,20,27
Sep	13	Sep		Sep	27	3,10,17,24
Oct	11	Oct		Oct	25	1,8,15,22,29
Nov	8	Nov		Nov	22	5,12,19,26
Dec	TBA	Dec		Dec	13	3,10,17

Saturdays: 1100 - 1630

Tuesdays: 1800 to finish

Saturdays: 1000 to 1600

Convenor: Lindsay Skinner 9679-1055

Convenor: Stewart Todd 9541-4050

Wednesdays and Fridays: 0930 to 1230  
(Please call for Wed / Fri to confirm meeting)

Convenor: John Powell: 02 4871 2714



## Southern Region Woodturners Inc.

Cubbyhouse, Como road, Oyster Bay. Opposite Scylla road

	Wed Mini Day	Wed Mini Nite	Wor-Shop Mtg	Sat Max Day	Thurs Mini Day	Tues Friend-ship Day
Jan	-	9	14	19	24	22
Feb	6	13	11	16	21	26
Mar	5	12	10	15	20	25
Apr	2	9	14	19	24	22
May	7	14	12	17	22	27
Jun	4	11	17	21	26	24
Jul	2	9	14	19	24	22
Aug	6	13	11	16*	21	26
Sep	3	10	15	20	25	23
Oct	1	8	13	18	23	28
Nov	5	12	10	15	20	25
Dec	3	10	15	20	-	-

**Maxi-Day:** 3<sup>rd</sup> Saturday, 9.00am till 3.00pm. Cost \$6.00

**Mini-Days:** Both 9.00am till 3.00pm. Cost \$3.00

**Mini-Nite:** 6.00pm till 10.00pm. Cost \$3.00

**Friendship Days:** 9.00am till 2.00pm. Cost: Free Day

Contact: Frank Williams-9587 1396 or Ken McEwen- 9528 7571.

## Sydney Northern Beaches

### Woodturners Inc.

Narrabeen RSL Club, Nareen Pde, North Narrabeen

	Sunday	Tues W'shop	Fri W'shop
Jan	-	22,29	25
Feb	17	5,12,19,26	1,8,15,22,29
Mar	16	4,11,18,25	7,14,21,28
Apr	20	1,8,15,22,29	4,11,18,25
May	18	6,13,20,27	2,9,16,23,30
Jun	15	3,10,17,24	6,13,20,27
Jul	20	1,8,15,22,29	4,11,18,25
Aug	17	5,12,19,26	1,8,15,22,29
Sep	21	2,9,16,23,30	5,12,19,26
Oct	19	7,14,21,28	3,10,17,24,31
Nov	16	4,11,18,25	7,14,21,28
Dec	14	2,9,16	5,12,19

**Sunday:** 0900-1400

**Workshops:** 0900-1200

Contact: Jack Butler 9999 4290

## Sydney Woodturners Guild

### Macarthur Region Inc.

Robert Townson High School, Thunderbolt Dr, Raby

	Maxi Day	Mini Day
Jan	20	-
Feb	24	13
Mar	30	12
Apr	27	9
May	25	14
Jun	29	11
Jul	27	9
Aug	31	10
Sep	28	10
Oct	26	8
Nov	30	12
Dec	-	-

**Sunday:** 0945 - 1500

**Mini Day:** 1100 - 1430 48 Engesta Ave, South Camden

Contact: Clive Hales 02 4653 1070

## Western Sydney Woodturners Inc.

Twin Gums Retreat, cnr Northcott Rd and Diane Dr, Lalor Park

	Tues	Wed	Fri	Sunday
Jan	8,15,22,29	9,16,23,30	11,18,25	20
Feb	5,12,19,26	6,13,20,27	1,8,15,22,29	17
Mar	4,11,18,25	5,12,19,26	7,14,21,28	16
Apr	1,8,15,22,29	2,9,16,23,30	4,11,18	20
May	6,13,20,27	7,14,21,28	2,9,16,23,30	18
Jun	3,10,17,24	4,11,18,25	6,13,20,27	15
Jul	1,8,15,22,29	2,9,16,23,30	4,11,18,25	20
Aug	5,12,19,26	6,13,20,27	1,8,15,22,29	17
Sep	2,9,16,23,30	3,10,17,24	5,12,19,26	21
Oct	7,14,21,28	1,8,15,22,29	3,10,17,24,31	19
Nov	4,11,18,25	5,12,19,26	7,14,21,28	16
Dec	2,9,16	3,10,17	5,12,19	21

**Tues & Weds:** 0930 - 1530

**Fri:** 1900 - 2130

Contact: Bob Jarvis 9622 2741





# Sydney Woodturner's Guild Inc.

## SYDNEY WOODTURNERS GUILD Inc

### COMMITTEE MEMBERS 2006/2007

### CONVENORS

Barry Belford	9771 4122	President
Alex Bendelli	9416 1976	Vice President
Chris Dunn	9600 7197	Secretary
Fred Warr	9520 9401	Treasurer
Hass Constantin	9724 1203	Bankstown #
Bart Galea	9667 2726	Eastern #
Ivan Holley	4571 1297	Hawkesbury #
Greg Croker	9498 2350	Hornsby #
John Jewell	9601 2610	Macarthur #
Bill Black	9541 2405	Menai #
Gordon McKenzie	9451 0058	Peninsular #
Warren Rankin	9600 8061	Southern#
John Crisp	0248 839 596	Southern Highlands#
Ron Devine	9639 6099	Western & BI Mtns#

Bankstown	Kevin Santwyk	9644 8366
Eastern	Joe Brueck	9356 3577
Hawkesbury	Ivan Holley	4571 1297
Hornsby	Lindsay Skinner	9679 1055
Macarthur	Clive Hales	0420 509 540
Menai	Stewart Todd	9541 4050
Peninsular	Jack Butler	9999 4290
Southern	KenMcEwan	9528 7571
Southern Highlands	John Powell	4871 2714
Western @ Blue Mtns	Bob Jarvis	9622 2741

# Indicates Regional Representative for respective region

**On the web!!**

**[sydneywoodturners.com.au](http://sydneywoodturners.com.au)**

The Secretary  
 Sydney Woodturner's Guild Inc.  
 28 Hayman Avenue  
 HINCHINBROOK NSW 2168

Tel: 9600 7197

**Membership Secretary: Ken Sullivan**

**PO Box 469, Bundanoon, NSW, 2578**

### Submissions to Editor

**Mail:** 18 Thorncroft Close, BARGO, 2574

**Email:** sheans@bigpond.net.au

**Tel:** 0246 843 146

All submissions gratefully accepted. Original photos will be returned. Soft copy preferred but not essential. Please submit articles as Word or Text files.